

20MWh

314Ah

2

20%

RTE

94%

GB/T 36276

90

20

5

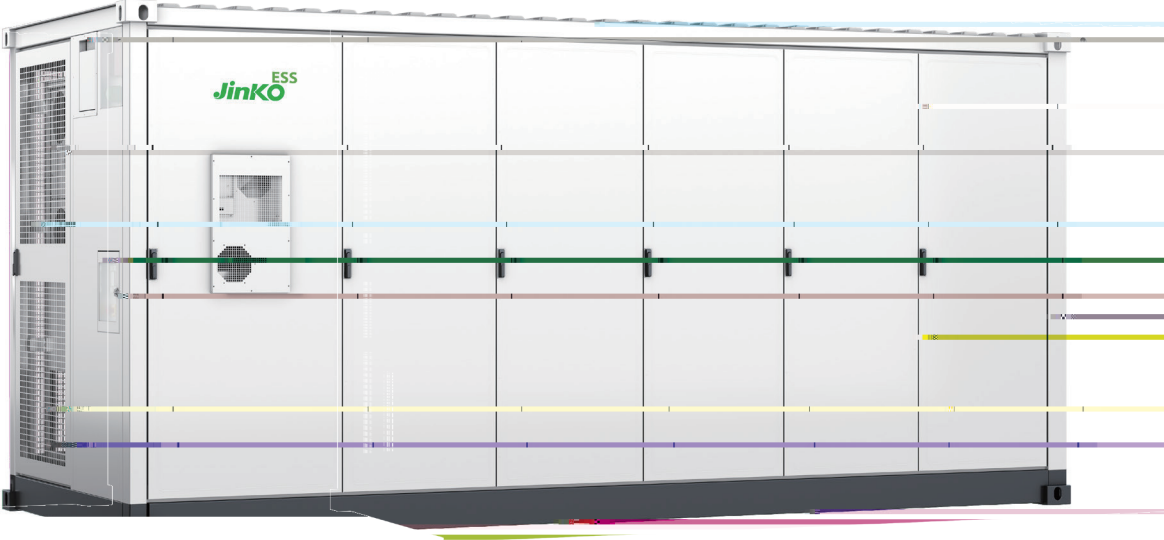
37%

10%

PCS



SunTe



-
-












-
-



-
-



-
-



-20~ 50

95%RH,

2000m / < 4000m (,)

80dB(A), @ 1m

IP

-20~ 45

C3 (EN ISO 12944) / C4 () / C5()

+ + + + +

Ethe net/Fiber ()

(L×W×H)

6058× 2438× 2896mm

35000